

The Basics of Geocaching

What is Geocaching?

GEOCACHING is an activity similar to a modern day treasure hunt; from **GEO** (of the earth), and **CACHE** (a hiding place to temporarily store items).

Use geocaching to find hidden items, discover new places in the environment, and have a fun outdoors activity.

A new player registers with www.geocaching.com to create an account.

Overview

1.1 Cache Locations

The location of a cache is narrowed by its GPS co-ordinates, which are published by the cache owner. There are millions of caches currently available.

1.2 Devices

USE A CELL PHONE / TABLET: download the **GEOCACHING APP** from the on-line store.

USE A GPS DEVICE: there are many units listed for purchase on www.geocaching.com.

Search for a Cache

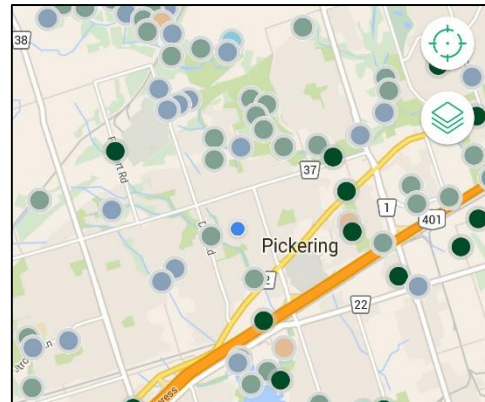
(for example, using a cell phone)

1.3 Initial Search

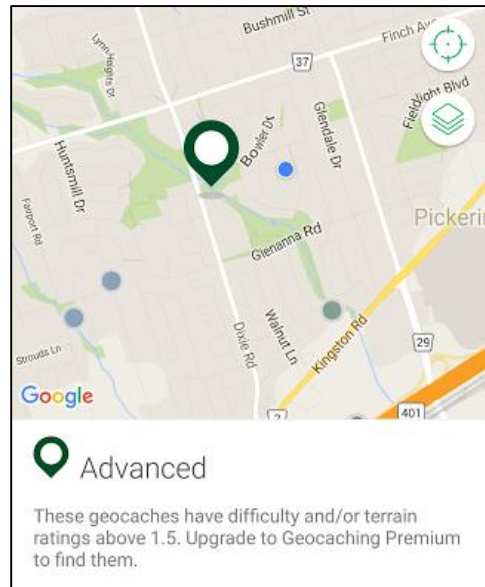
- Open the **GEOCACHING APP**.
- In the app window, click the **SEARCH** tool and fill in the **LOCATION** field, e.g. **Pickering**.



A results window displays showing differently coloured dots to represent caches of varying levels of difficulty.



Tap a dot to see more information.



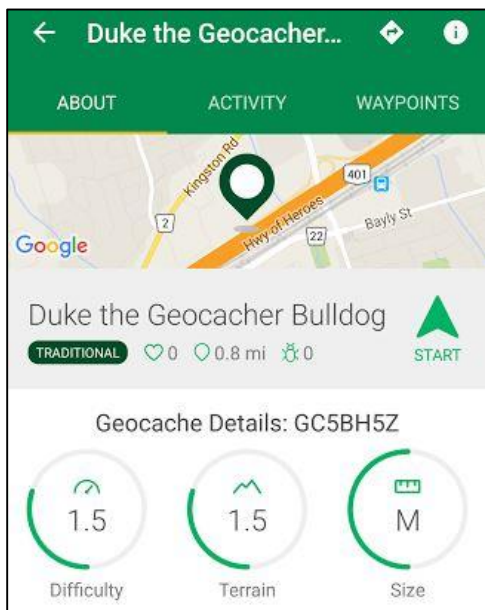
1.4 Searching a List

- Click the **LIST** icon to see a list of cache sites nearby.





- Pick a cache listed as **TRADITIONAL** for an easier start.
- Review the cache's details on the **ABOUT** screen.

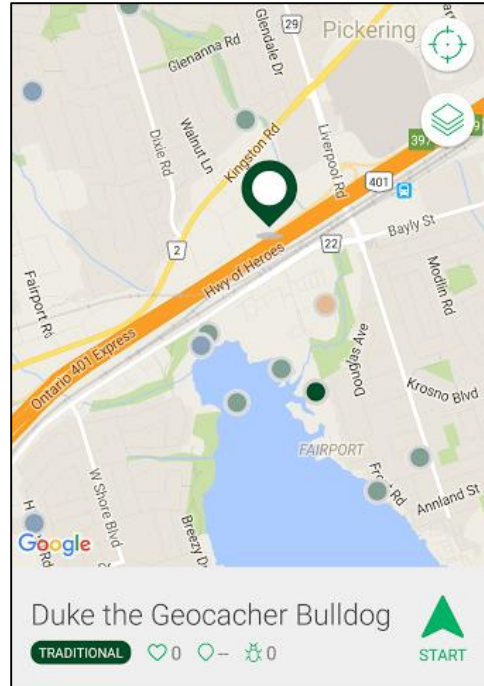


1.5 Preparation

- Based on the terrain, weather and degree of difficulty, prepare for the search.
- Include food, water, sunscreen and other protective gear as needed.

1.6 The Hunt!

- Tap the cache's icon to display a fuller screen containing geographical details.



- Navigate to the approximate location of the cache by driving or walking.
- As you approach the cache's location, enlarge the screen to provide more details.

Note: You may also tap the **VIEW** icon and change to **SATELLITE** view to see details on the ground.



- Locate and open the cache. You may choose to take an object from the cache, replacing it with another object of equal or greater value.
- Enter your details in the cache's log book (name and date), close the cache and return it to its hidden location.
- Log your find with the app and enter your comments.

